

MAKE A PAPER FEATHER


Feathers are wonderful to play with, they are floaty, soft and great for a tickle. Making paper feathers is a good alternative and can be fun to decorate with your child.

To make a feather you can use any type of paper. A lighter weight paper such as greaseproof / baking paper will enable you to make large and small feathers that float. Newspaper and old magazines are good alternatives. For a longer lasting feather try felt or a light fabric that does not fray.


MATERIALS



FOLD A SHEET OF PAPER AND DRAW A FEATHER SHAPE



CUT OUT THE SHAPE



KEEP FOLDED CUT SLITS



OPEN THE FOLD




Supported by



PAINT THE PAPER FEATHER

Try taping a thin stick
or wire down the
middle of the feather
so its easier for a
young child to play
with it.



FEATHER TEMPLATES

Print and cut.





Lali found a feather in a field...
"Feather and I will do one hundred
things!"

LALI'S FEATHER BY FARHANA ZIA